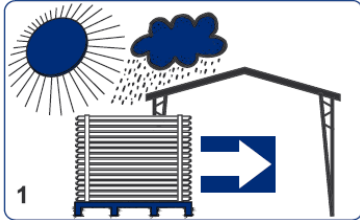
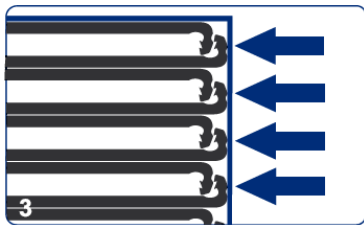


## **STORAGE INSTRUCTIONS**

Always store skylight materials in a safe area. Materials have to be in a cool, shaded, well ventilated, dry area that is free from “falling debris”. Materials may be stored, for short periods, at temperatures up to, and not exceeding, 40°C.



Panels should be stored on a straight, smooth, level surface. A full panel-length layer of plywood is recommended under the first sheet of Danpalon.



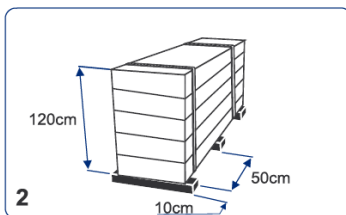
Although DANPALON panels have a protective film on them, care in handling should be taken to protect the panels from denting or scratching. This film will become difficult, or impossible, to remove if panels are left in direct sunlight or excessive heat.



The panels must be stacked in a way that each panel is supported by the one under it along its full length and width, and not higher than 1.2 meters per stack. Panels are to be stacked in the aforementioned manner to avoid denting, folding, or permanent deforming. Due to the nature of the extrusion process in the manufacture of this product, minor imperfections or denting are acceptable and will not affect performance of warranty issues

Storage recommendation:

- Maximum panel stacking height 1.2 meter
- Maximum distance between support 50 cm
- Maximum support width 10 cm









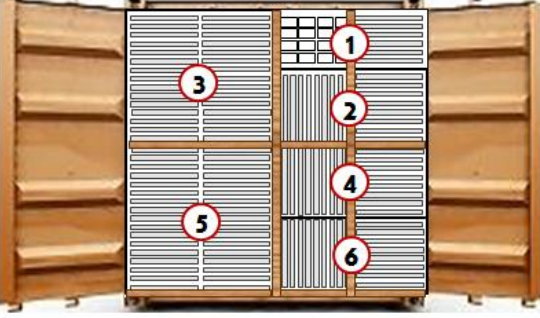
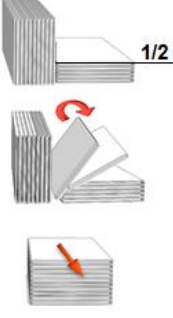




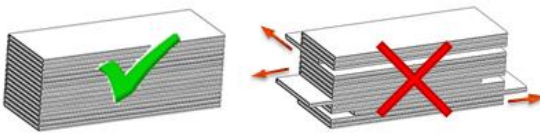







# General instructions- Danpal

## Unloading instructions

<p><b>FIRST - TAKE A PICTURE</b></p> 	<p><b>3 5</b></p>  <p><b>ONE BY ONE</b></p>	<p><b>UNLOADING ORDER</b></p> 	<p><b>2 4 6</b></p>  <p>1/2</p>
<p><b>DO NOT SCRATCH!</b></p>  <p><b>SUPPORT!</b></p> 	<p><b>DO NOT BEND!</b></p> 	<p><b>DO NOT STEP!</b></p> 	
<p><b>NO MESS!</b></p> 	<p><b>CLEAN UNDER!</b></p>  <p>1.2m max</p>	<p><b>NO DIRECT SUNLIGHT!</b></p> 